



**New Statewide Collection System
Regulation – Reducing SSOs**
Eric Maag – State Water Board

Presentation Topics

- General Order Overview
 - Sewer System Management Plan
 - Sanitary Sewer Overflow Reporting
- Enrollment Figures
- Public Report
- Q & A

Statewide General Waste Discharge Requirements for Sanitary Sewer Systems (General Order)--WQO 2006-0003-DWQ

- Regulates public entities that own or operate sanitary sewer systems greater than one mile in length which collect and/or convey untreated or partially treated wastewater to a publicly owned treatment facility
 - Adopted May 2, 2006
 - Application or Notice of Intent (NOI) form submittal deadline November 2, 2006


General Order



- Objective – proper operation and maintenance of sanitary sewer systems (collection systems) to reduce numbers and volumes of sanitary sewer overflows (SSOs)
- Major requirements
 - Implement sewer system management plan
 - Report all SSOs to the SSO database
 - Private lateral spills voluntarily reported

Sanitary Sewer Overflow (SSO)

Definition



- a.k.a. spill
- Any overflow, spill, release, discharge, or diversion of untreated or partially treated wastewater from a sanitary sewer system. Including:
 - Overflows that reach waters of the US
 - Overflows that don't reach waters of the US
 - Backups into structures on private property if **failure point is within publicly owned portion** of sanitary sewer system

Sanitary Sewer System Definition

- Any system of pipes, pump stations, sewer lines, or other conveyances, upstream of a wastewater treatment plant headworks used to collect and convey wastewater to a publicly owned treatment facility.
- a.k.a. collection system



Sewer System Management Plan (SSMP) Requirement

- Agencies must develop and implement SSMP to properly operate and maintain collection system
- Not submitted to State/Regional Water Boards for review or approval (must make available for review upon request)
- Each element certified as complete by agency (electronically in SSO database)
- Agency's governing board must approve SSMP development plan/schedule and final SSMP

SSMP Content

- Development Plan and Schedule: describe SSMP development activities and completion schedule to comply with General Order
- Plan elements
 - Goal: describe objective of SSMP
 - Organization: identify responsible parties for SSMP implementation and SSO response/reporting
 - Legal Authority: demonstrate necessary legal authority to prevent illicit discharges and enforce design/construction standards

SSMP Content



- **Mandatory elements**

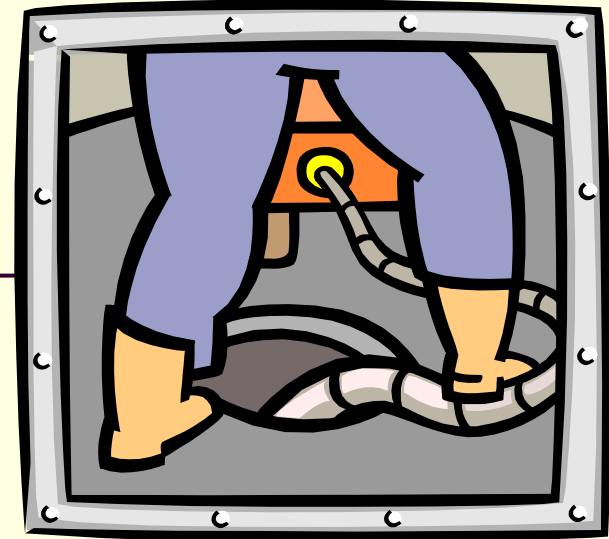
- Operation and Maintenance Program: describe maintenance activities, rehab plan, staff training
- Design and Performance Provisions: identify design and construction standards for new sewers and inspection standards
- Overflow Emergency Response Plan: describe procedures for SSO response/remediation

SSMP Content



- Mandatory elements
 - Fats, Oils, and Grease (FOG) Control Program: describe FOG source control plan, if needed
 - Capacity Assurance Plan: describe plan to evaluate collection system hydraulic capacity and address deficiencies contributing to SSOs
 - Program Monitoring and Modifications: identify SSMP metrics and improvement process

SSMP Content



- Mandatory elements
 - Program Audits: specify internal auditing procedure to evaluate SSMP effectiveness
 - Communication Program: describe public (and satellite system) awareness and input process for SSMP implementation and performance
- See General Order for complete details of all mandatory SSMP elements

SSMP Completion Dates

- Time schedule based on population served
- First deliverable – Development Plan and Schedule
 - Population > 100,000 Aug 2, 2007
 - $100,000 \geq \text{Population} \geq 10,000$ Nov 2, 2007
 - $10,000 > \text{Population} \geq 2,500$ Feb 2, 2008
 - Population < 2,500 May 2, 2008

SSMP Completion Dates

- Final SSMP

- Population $> 100,000$ May 2, 2009
- $100,000 \geq$ Population $\geq 10,000$ Aug 2, 2009
- $10,000 >$ Population $\geq 2,500$ May 2, 2010
- Population $< 2,500$ Aug 2, 2010

- See General Order for complete SSMP time schedule














Regional Water Board:

Agency: State Water Resources Control Board

Sanitary Sewer System: Demo North CS

Last Updated: 2007-07-07 14:20:19.846816

SSMP Element	Certification Date
--------------	--------------------

Development Plan and Schedule	07/01/2007  (Date Format: MM/DD/YYYY)
Section I - Goal	07/01/2007  (Date Format: MM/DD/YYYY)
Section II - Organization	07/01/2007  (Date Format: MM/DD/YYYY)
Section III - Legal Authority	07/01/2007  (Date Format: MM/DD/YYYY)
Section IV - Operation & Maintenance Program	07/01/2007  (Date Format: MM/DD/YYYY)
Section V - Design & Performance Provisions	07/01/2007  (Date Format: MM/DD/YYYY)
Section VI - Overflow Emergency Response Plan	07/01/2007  (Date Format: MM/DD/YYYY)
Section VII - FOG Control Program	07/01/2007  (Date Format: MM/DD/YYYY)
Section VIII - System Evaluation & Capacity Assurance Plan	07/01/2007  (Date Format: MM/DD/YYYY)
Section IX - Monitoring, Measurement, and Program Modifications	07/01/2007  (Date Format: MM/DD/YYYY)
Section X - SSMP Program Audits	07/01/2007  (Date Format: MM/DD/YYYY)
Section XI - Communication Program	07/01/2007  (Date Format: MM/DD/YYYY)
Complete SSMP Implementation	07/01/2007  (Date Format: MM/DD/YYYY)

Certification Note:

* Certified by:

Note: Questions with "*" are required to be answered before CERTIFY.

General Order Reporting Requirements

- All information submitted electronically via the online SSO database
- Information entered by the collection system agency into SSO database – State/Regional Water Board staff view only
- Information reported:
 - Agency and facility data = collection system questionnaire
 - SSO details = SSO report



SSO Database

- Accessed through California Integrated Water Quality System (CIWQS)
 - State Water Board water quality and regulatory data management system
 - <https://ciwqs.waterboards.ca.gov/>
- Collection System Agency staff access
 - State Water Board issues user ID/password
 - NOI signatory automatically registered
 - Additional staff can register for access
 - www.waterboards.ca.gov/ciwqs/chc_sso.html

Collection System Questionnaire

- Information submitted:
 - Population served
 - Annual O&M and capital expenditure budgets
 - Experience and certification of staff
 - Miles of pipe
 - Age of system
 - Annual inspection and cleaning production

Regional Water Board:

Agency: State Water Resources Control Board

Sanitary Sewer System: Demo South CS

Collection System Questionnaire

Save

Note: All questions are required to be answered.

Last updated on: 2006-12-11 06:39:23.0

Collection System Questionnaire ?

1) What is the population served by your agency's sanitary sewer system?

2) What is your current annual operation and maintenance budget for sanitary sewer system facilities? \$

3) What is your current annual capital expenditure budget for sanitary sewer system facilities? \$

Please identify the total number of employees (technical and mechanical) for your agency's sanitary sewer system (including pump station operations) working within the different classifications listed below:

General Classifications

4) Entry Level (Less than 2 years experience)

Number of agency employees?

Number of certified (CWEA Grade I) agency employees?

5) Journey Level (Greater than or equal 2 years experience)

Number of agency employees?

Number of Certified (CWEA Grade II) agency employees?

6) Supervisory Level


Number of agency employees?

Number of Certified (CWEA Grade III) agency employees?

7) Managerial Level

Number of agency employees?

SSO Report



- Information submitted:
 - Location, date/time
 - Volume spilled, recovered, reached surface water
 - Cause
 - Response activities and corrective actions

SSO - General Information ?[SSO Menu](#)

SSO Event ID:	657676	Regional Water Board:	Region 2 - San Francisco Bay
Spill Location Name:	Fassler Ave Townhomes	Agency:	PACIFICA, CITY OF
		Sanitary Sewer System:	Calera Crk Wtr Recycling Plant CS

[General Info](#) [Spill Related Parties](#) [Attachments](#)

Certified by Joshua Cosgrove (Assistant Superintendent) on 09/18/2007 at Pacifica, Ca
(Certification ID 887445)

Note: Questions with "*" are required to be answered to certify this report.

SSO Type: Category 2
Version: 1

Physical Location Details

* Spill location name:

* Latitude of spill location: deg. min. sec. OR decimal degrees

* Longitude of spill location: deg. min. sec. OR decimal degrees

Street number: Street direction:

Street name: Street type: Suite/Apt:

Cross street:

City: State: Zip:

SSO Classification

- No spill certification
- Two types of SSOs
 - Category 1 (greater threat – more data required)
 - $\geq 1,000$ gal; or
 - Discharged to a surface water and/or drainage channel; or
 - Discharged to a storm drainpipe that was not fully captured and returned to the sanitary sewer system
 - Category 2 (lesser threat – less data required)
 - All other discharges of sewage resulting from failure

SSO Reporting Time Frames

- No spill certification
 - 30 calendar days after end of month without a SSO
- Category 1 SSO
 - Initial report within 3 business days of notification
 - Final report within 15 calendar days of conclusion of SSO response activities
- Category 2 SSO
 - Final report within 30 calendar days after end of calendar month in which SSO occurs (no initial report required)

General Order Reporting Requirement

- Phased implementation
 - Regions 4, 8, 9 January 2, 2007
 - Los Angeles, Santa Ana, San Diego
 - Regions 1, 2, 3 May 2, 2007
 - North Coast, San Francisco, Central Coast
 - Regions 5, 6, 7 September 2, 2007
 - Central Valley, Lahontan, Colorado River Basin

Collection System Agency Resources

- Training available through California Water Environment Association (CWEA.ORG)
 - SSO database use
 - SSMP development/implementation
- SSO database questions or problems
 - CIWQS Help Center – ph: (866)792-4977
 - User guide available at www.waterboards.ca.gov/ciwqs/chc_sso.html
- SSO program web page
 - www.waterboards.ca.gov/sso/index.html
 - General Order documents, NOI form, program info

Enrollment Figures

- 1,022 sanitary sewer systems enrolled
- 216 sanitary sewer systems failed to enroll
 - Enforcement letter mailed September 13, 2007
 - Must respond within 30 days or formal enforcement action will follow

SSO Public Report

- Available on State Water Board web site
 - www.waterboards.ca.gov/ciwqs/publicreports.html
- Allows public to view SSO report information submitted
- Provides summary data on reported SSOs by agency with drilldown capability to complete individual SSO report
- Public reports in development to allow public access to questionnaire and SSMP certification information

SEARCH CRITERIA: [REFINE SEARCH](#)

Region (4), SSO Type (cat1_2),

<u>Region</u>	<u>agency</u>	<u>collection sys</u>	<u>Total Number of SSOs</u>	<u>Total Vol of SSOs (gal)</u>	<u>Total Vol Recover (gal)</u>	<u>Total Vol Reach Surface Water</u>	<u>Percent Recover</u>	<u>Percent Reach Surface Water</u>	<u>Mile Pressure Sewer</u>	<u>Mile Gravity Sewer</u>	<u>Tot # of SSOs per 100 miles of Sewer</u>	<u>Tot Vol of SSOs Reach Surface Water per 100 miles of Sewer</u>
4	Agoura Hills, City of	Agoura Hills CS	2	550	100	450	18.00	81.00	0.10	54.20	3.68	828.72
4	Alhambra, City	Alhambra City CS	3	640	390	250	60.00	39.00	1.30	130.00	2.28	190.40
4	Arcadia City	Arcadia City CS	1	10	10	0	100.00	0.00	0.30	138.00	0.72	0.00
4	Baldwin Park, City of	Baldwin Park City CS	4	280	50	180	17.00	64.00	0.50	104.60	3.80	171.26
4	Bell Gardens, City	Bell Gardens City CS	1	80	50	30	62.00	37.00	0.10	40.10	2.48	74.62
4	Bellflower, City of	Bellflower City CS	2	600	175	425	29.00	70.00	0.00	96.60	2.07	439.95
4	Beverly Hills, City	Beverly Hills City CS	14	3,316	843	0	25.00	0.00	0.00	94.00	14.89	0.00
4	Burbank City, DPW	Burbank City, Public Works CS	19	4,427	1,579	2,500	35.00	56.00	3.90	223.00	8.37	1,101.80
4	Dominguez Hills, City of	Dominguez Hills CS	6	113,298	5,788	0	5.00	0.00	0.00	3.00	200.00	0.00

SEARCH CRITERIA: [\[REFINE SEARCH\]](#)

Region (4), SSO Type (cat1_2),

DRILLDOWN HISTORY: [\[GO BACK TO SSO SUMMARY\]](#)

REGION: 4

SSO ID	Collection Sys	Region	Agency	Start Date	Spill Address	Spill City	SSO Vol	Vol of SSO Recovered	Vol of SSO Reached Surface Water	WDID
655830	El Monte City CS	4	El Monte, City of	2007-08-07 04:30:00.0	Gidley	El Monte	200	0	200	4SSO10385
649616	El Monte City CS	4	El Monte, City of	2007-04-18 07:45:00.0	3032-3110 Seaman	El Monte	300	50	250	4SSO10385
649261	El Monte City CS	4	El Monte, City of	2007-04-09 09:30:00.0	3700 Peck	El Monte	1,500	300	1,200	4SSO10385
647892	El Monte City CS	4	El Monte, City of	2007-03-12 07:00:00.0	11230-32 Garvey	El Monte	1,000	200	800	4SSO10385

SSO - General Information

SSO Event ID:	649616	Regional Water Board:	4
Spill Location Name:	1st MH on Seaman, north of Garvey	Agency:	El Monte, City of
		Sanitary Sewer System:	El Monte City CS

General Info

Note: Questions with "" are required to be answered to certify this report.*

SSO Type: Category 1

Version: 1

Physical Location Details

* **Spill location name:** 1st MH on Seaman, north of Garvey

* **Latitude of spill location:** 34

* **Longitude of spill location:** 118

Address: 3032-3110 Seaman

City: El Monte **State:** CA **Zip:** 91733

* **County:** Los Angeles

Spill location description: 1st MH on Seaman, north of Garvey

* **Regional Water Quality Control Board:** 4

Eric Maag

State Water Resources Control Board

Email: emaag@waterboards.ca.gov